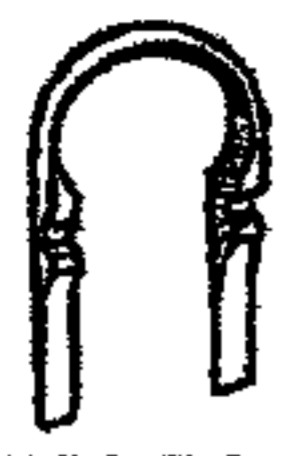


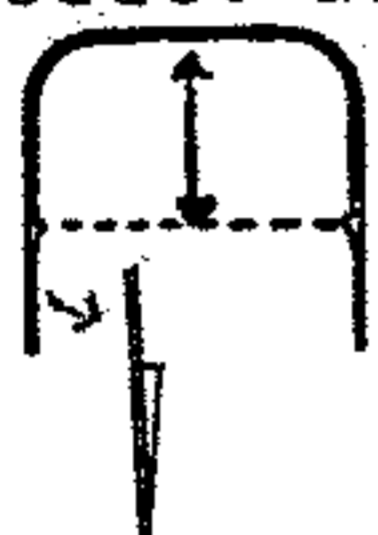
ROUND NOTCHED SIDE HANDLES				for Bushel Baskets & Wall Baskets	
QTY	SPN	HGT	WDTH	PRICE	TOTAL
___	3"	3"	3/4"	1.80	=
___	4"	4"	3/4"	1.80	=
<b>HEAVY-DUTY: CLOSED NOTCH -- HANDCARVED</b>					
___	2"	1 1/2"	3/8"	1/2"	3.80 =
___	2 1/2"	2"	1/2"	1/2"	4.20 =
___	3"	2 1/2"	1/2"	1/2"	4.80 =
___	4"	3"	5/8"	1/2"	5.20 =
___	5"	3 1/2"	5/8"	5/8"	5.50 =



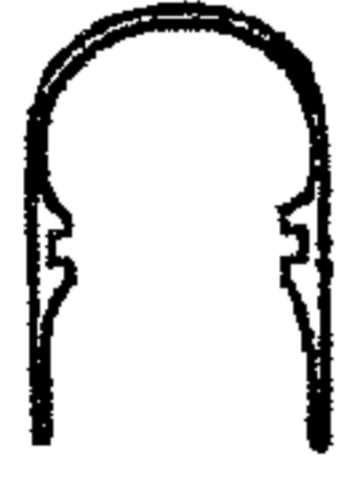
ROUND NOTCHED HANDLES: OAK, with GLUED SHELF				PRICE TOTAL	
QTY	SPAN	HGT	WDTH	PRICE	TOTAL
___	4"	3"	1/2"	1.65	=
___	6"	4"	1/2"	1.85	=
___	6"	5 1/2"	7/8"	1.95	=
___	8"	5 1/2"	3/4"	1.95	=
___	8"	8"	7/8"	2.25	=
___	10"	7"	7/8"	2.45	=
___	10"	10"	1 & 1/8"	3.00	=
___	12"	9"	7/8"	2.70	=
___	14"	9"	7/8"	2.90	=




SQUARE NOTCHED HANDLES: OAK, with GLUED SHELF				PRICE TOTAL	
QTY	SPAN	HGT	WDTH	PRICE	TOTAL
___	6"	3 1/2"	1/2"	2.00	=
___	8"	4 1/2"	3/4"	2.10	=
___	10"	5 1/2"	7/8"	2.65	=
___	12"	6 1/2"	7/8"	2.90	=
___	14"	9 1/2"	7/8"	3.10	=
___	16"	9 1/2"	7/8"	4.15	=



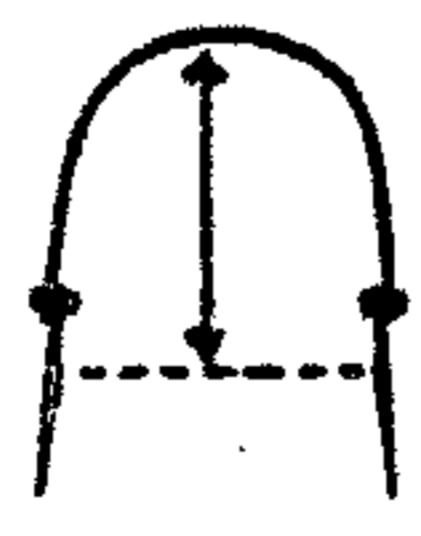
ROUND NOTCHED: HANDCARVED-CLOSED 1/2" NOTCH				PRICE TOTAL	
QTY	SPAN	HGT	WDTH	PRICE	TOTAL
___	5"	3 1/2"	1/2"	4.50	=
___	6"	4"	1/2"	4.90	=
___	8"	5 1/2"	3/4"	5.30	=
___	10"	6 1/2"	3/4"	6.00	=
___	12"	8"	3/4"	6.50	=



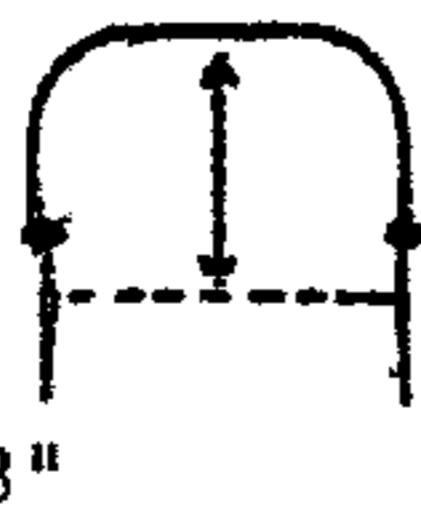
SQUARE NOTCHED: HANDCARVE-CLOSED 1/2" NOTCH				PRICE TOTAL	
QTY	SPAN	HGT	WDTH	PRICE	TOTAL
___	4"	2 1/2"	3/8"	4.80	=
___	5"	3 1/2"	1/2"	5.30	=
___	6"	3 1/2"	5/8"	5.70	=
___	8"	4 1/2"	3/4"	6.40	=
___	10"	5 1/2"	7/8"	6.90	=
___	12"	7"	1"	7.70	=



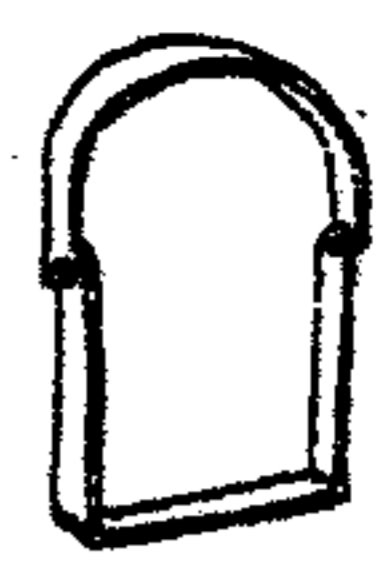
ROUND SWING HANDLES with Wood Knob Fasteners				PRICE TOTAL	
QTY	SPAN	HGT	WDTH	PRICE	TOTAL
___	4"	4 1/2"	3/4"	3.30	=
___	5"	5 1/2"	3/4"	3.40	=
___	6"	6"	3/4"	3.50	=
___	8"	7"	7/8"	3.55	=
___	10"	8 1/2"	7/8"	3.70	=
___	12"	10"	7/8"	3.80	=
___	14"	11"	1 & 1/8"	4.10	=



SQUARE SWING HANDLES with Wood Knob Fasteners				PRICE TOTAL	
QTY	SPAN	HGT	WDTH	PRICE	TOTAL
___	5"	3"	3/4"	3.50	=
___	6"	5"	3/4"	3.55	=
___	8"	6"	3/4"	3.70	=
___	10"	6 1/2"	7/8"	3.80	=
___	12"	8"	7/8"	3.85	=
___	14"	11"	1 & 1/8"	4.30	=



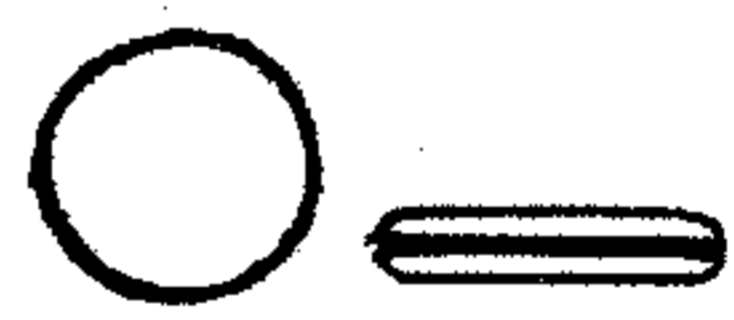
ROUND-TOP SWING D-HANDLES				PRICE TOTAL	
QTY	SPN	HGT	WIDTH	PRICE	TOTAL
___	3"	x10"	3/4"	3.45	=
___	4"	x6 1/2"	3/4"	3.50	=
___	5"	x14"	7/8"	3.75	=
___	6"	x8"	7/8"	3.60	=
___	6"	x10"	7/8"	3.75	=
___	6"	x12"	7/8"	3.75	=
___	6"	x15"	7/8"	3.95	=
___	8"	x10"	7/8"	3.75	=
___	8"	x12"	7/8"	3.85	=
___	8"	x20"	7/8"	4.80	=
___	10"	x10"	1 & 1/8"	3.95	=
___	10"	x12"	1 & 1/8"	3.95	=
___	10"	x14"	1 & 1/8"	4.00	=
___	12"	x13"	1 & 1/8"	4.25	=
___	12"	x16"	1 & 1/8"	4.50	=
___	14"	x13"	1 & 1/8"	4.55	=
___	14"	x16"	1 & 1/8"	4.95	=



FLAT-TOP SWING D-HANDLES				PRICE TOTAL	
QTY	SPN	HGT	WIDTH	PRICE	TOTAL
___	7"	x17"	7/8"	4.60	=
___	10"	x9"	7/8"	3.95	=
___	12"	x11"	1 & 1/8"	4.10	=
___	14"	x11"	1 & 1/8"	4.70	=



NANTUCKET LIGHTSHIP BASES--ROUND--OAK			PRICE TOTAL	
OAK	DIAMETER		PRICE	TOTAL
___	3"		2.45	=
___	4"		2.75	=
___	5"		3.20	=
___	6"		3.55	=
___	7"		4.15	=
___	8"		4.70	=
___	10"		8.10	=
___	12"		10.75	=



NANTUCKET LIGHTSHIP BASES--OVAL--OAK			PRICE TOTAL	
QTY	WD	LGT	PRICE	TOTAL
___	2"	x3"	2.80	=
___	3"	x5"	2.95	=
___	3 1/2"	x5" choose CHERRY or WALNUT	5.00	=
___	3 1/2"	x5 1/2"	3.00	=
___	4"	x7"	3.10	=
___	5"	x8"	3.40	=
___	6"	x9"	4.45	=
___	6"	x10"	4.45	=
___	7"	x10"	4.95	=
___	8"	x12"	6.90	=



NANTUCKET LIGHTSHIP BASES--SQUARE--OAK			PRICE TOTAL	
QTY	WD	LGT	PRICE	TOTAL
___	4"	x4"	3.15	=
___	5"	x5"	3.70	=
___	6"	x6"	4.05	=
___	8"	x8"	5.70	=
___	10"	x10"	9.40	=



NANTUCKET LIGHTSHIP BASES--RECTAN--OAK			PRICE TOTAL	
QTY	WD	LGT	PRICE	TOTAL
___	5"	x8" φ	4.00	=
___	5"	x10"	4.35	=
___	5"	x14"	5.65	=
___	8"	x11 1/2"	7.30	=

